TEMPLATES · WHAT YOU EDIT

The templates, before you fill them in

Eight of the 14 editable documents, shown as layout rather than screenshots.

Every template ships as PDF for reading and DOCX for editing, so you can drop in your own logo, your own colours and your own findings. These wireframes show the structure each one gives you: where the argument goes, where the evidence goes, and what the client reads first.



START HERE

Quick Start Guide

8 pp · PDF + DOCX



SCOPING & GOVERNANCE

Clinical UX Evaluation Proposal

7 pp · PDF + DOCX



SCOPING & GOVERNANCE

Scoping & Risk Worksheet

5 pp · PDF + DOCX



SCOPING & GOVERNANCE

Statement of Work

4 pp · PDF + DOCX

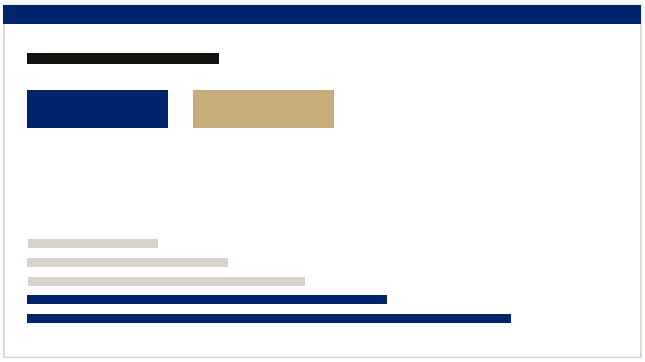

SAFETY & ACCESS SCORECARD

Clinical UX Safety & Access Scorecard

10 pp · PDF + DOCX



SAFETY & ACCESS SCORECARD

56-Criterion Rubric

8 pp · PDF + DOCX

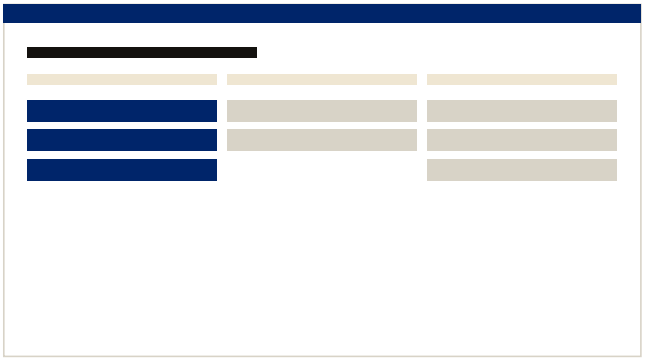

CLINICAL TASK ANALYSIS

Task & Workflow Analysis Kit

7 pp · PDF + DOCX



CLINICAL TASK ANALYSIS

Use-Error Hazard Log

8 pp · PDF + DOCX

WHAT YOU CAN CHANGE

— Logo, colours and type — the DOCX files use named paragraph and character styles, so a theme swap is one step.

— Section order and length — every template is a starting structure, not a fixed form. Cut what your engagement does not need.

— Criteria and weights — the rubric and the workbook are both editable, so you can adapt the instrument to a sector.

— Client name, dates and evidence references — all of the placeholder fields are marked and listed at the top of each file.