

FLY UX APP

Define Navigation for Mobile

Homepage

RULES

This CTA is always active & visible, unlike other buttons along the journey.

FEEDBACK

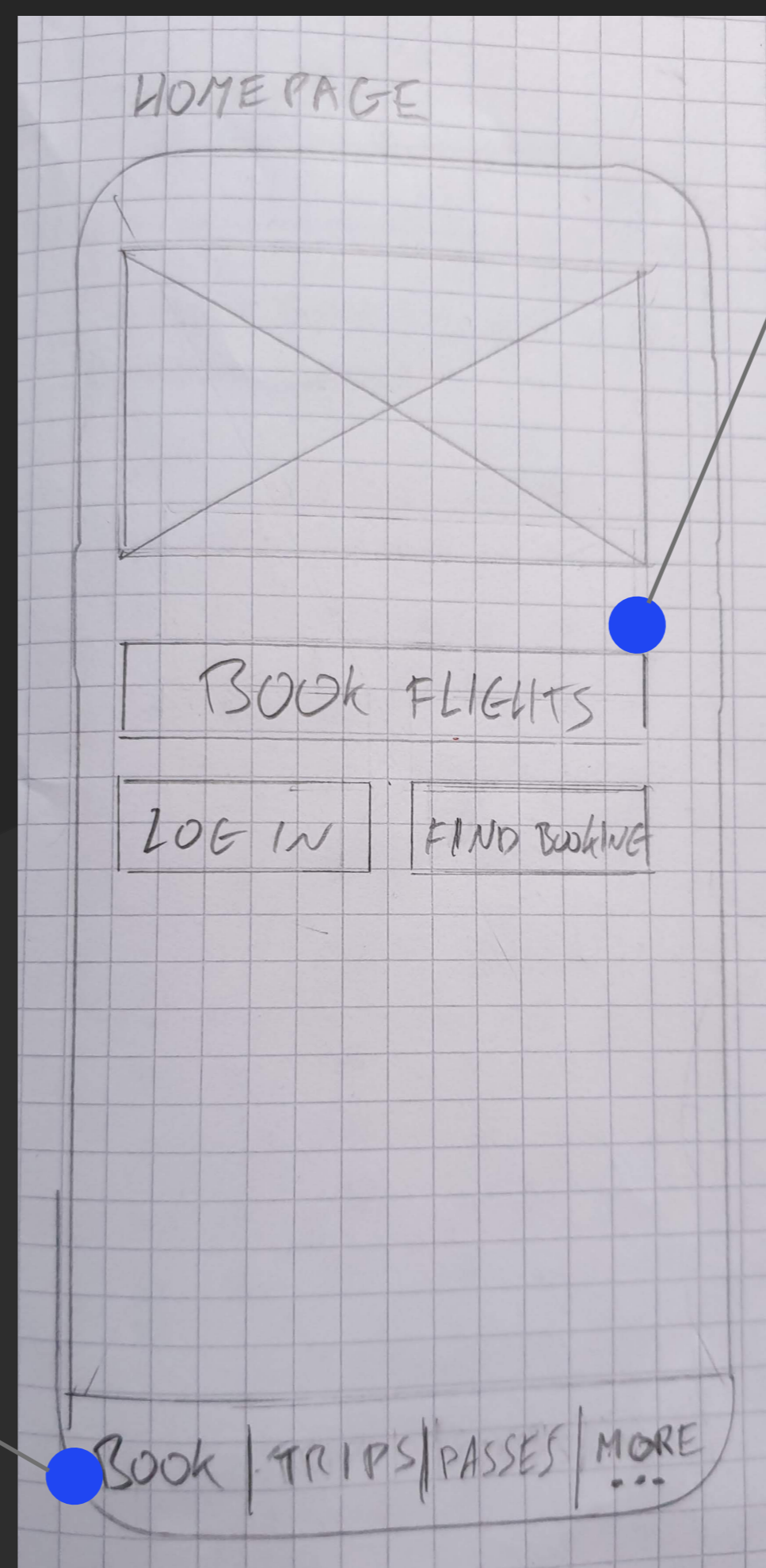
Button darkens. Booking page appears

RULES

Sticky tabbed navigation that's persistent throughout app.

FEEDBACK

First 3 options are standard links. "More" opens off canvas navigation with all navigation options.



Booking Page

RULES

Tabbed navigation. "Return" selected by default and highlighted by line under text.

FEEDBACK

When "One Way" is selected, the line moves under that copy and the content changes.

RULES

Nearest airport set as default.

FEEDBACK

When field is tapped, full page modal window appears.

BOOKING PAGE

RETURN ONE WAY

FLY FROM
Select Departure Airport

FLY TO
Select Arrival Airport

DEPARTING RETURNING
Select Date Select Date

PASSENGERS
1 Adult (16+)

FIND FLIGHTS

... ..

RULES

CTA is faded, only active once all fields have been filled out.

FEEDBACK

Button darkens and Flight Selection page appears

RULES

No button. Field must be tapped.

FEEDBACK

When field is tapped, the date selection window appears.

RULES

No button. Field must be tapped. Defaults to 1 Adult.

FEEDBACK

When field is tapped, "Add Passengers" window appears

Airport Selection

RULES

Must tap search field to begin search

FEEDBACK

Standard keyboard pops up. Airports begin to filter as you type.

RULES

"X" appears for mini interactions like this one

FEEDBACK

Takes you back to parent window

RULES

A-Z is the default active tab

FEEDBACK

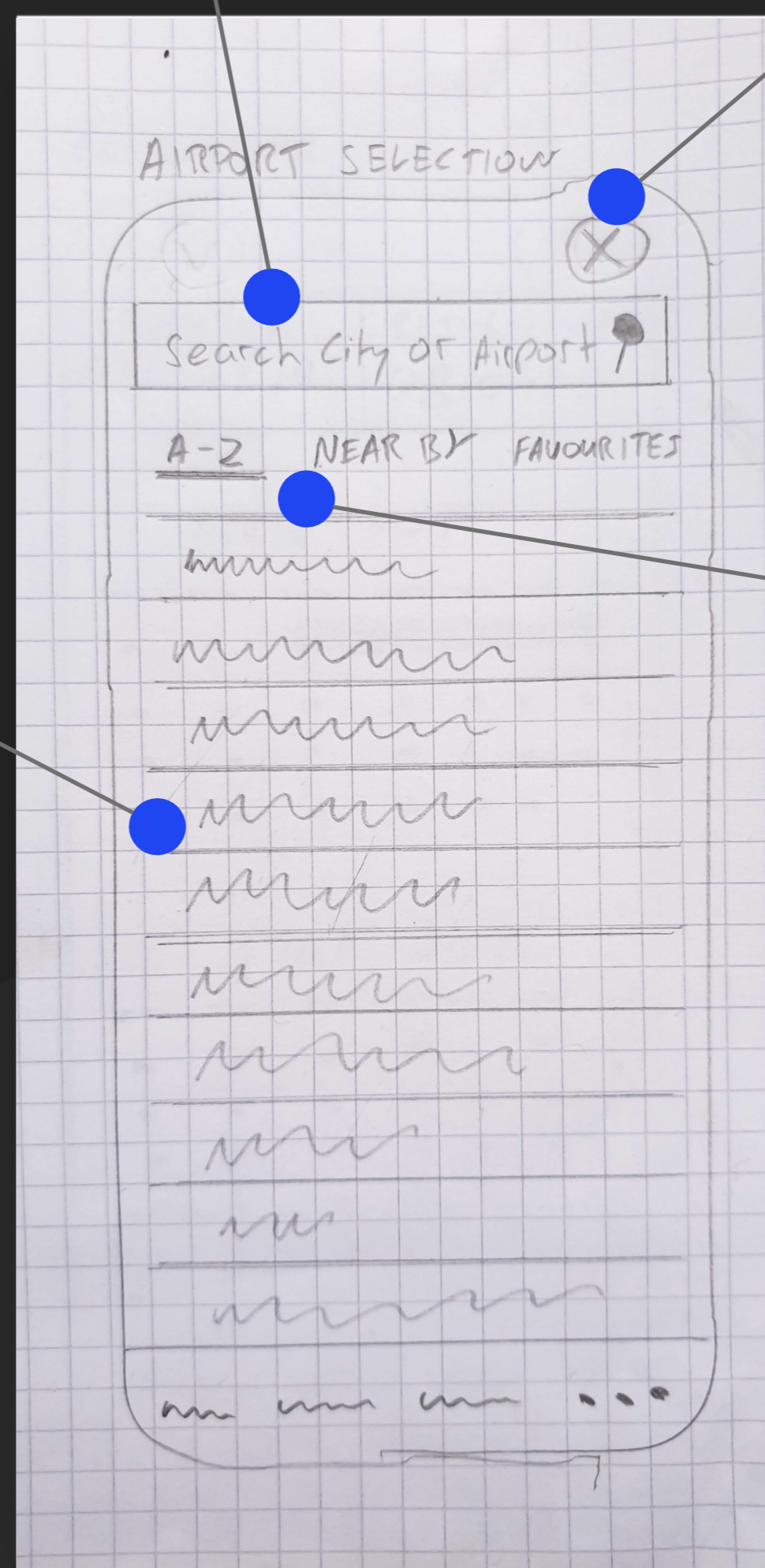
Selecting different tabs filters different content. Active tab highlight by line underneath copy

RULES

All airport listings may be tapped at any time.

FEEDBACK

Directed back to parent booking page where airport is now populated



Calendar

RULES

Tabbed navigation. "Departing" selected by default, highlighted by line under text.

FEEDBACK

When "Returning" is selected, the line animates under that copy & calendar is ready for "Returning Dates" input.

RULES

"X" appears for mini interactions like this one

FEEDBACK

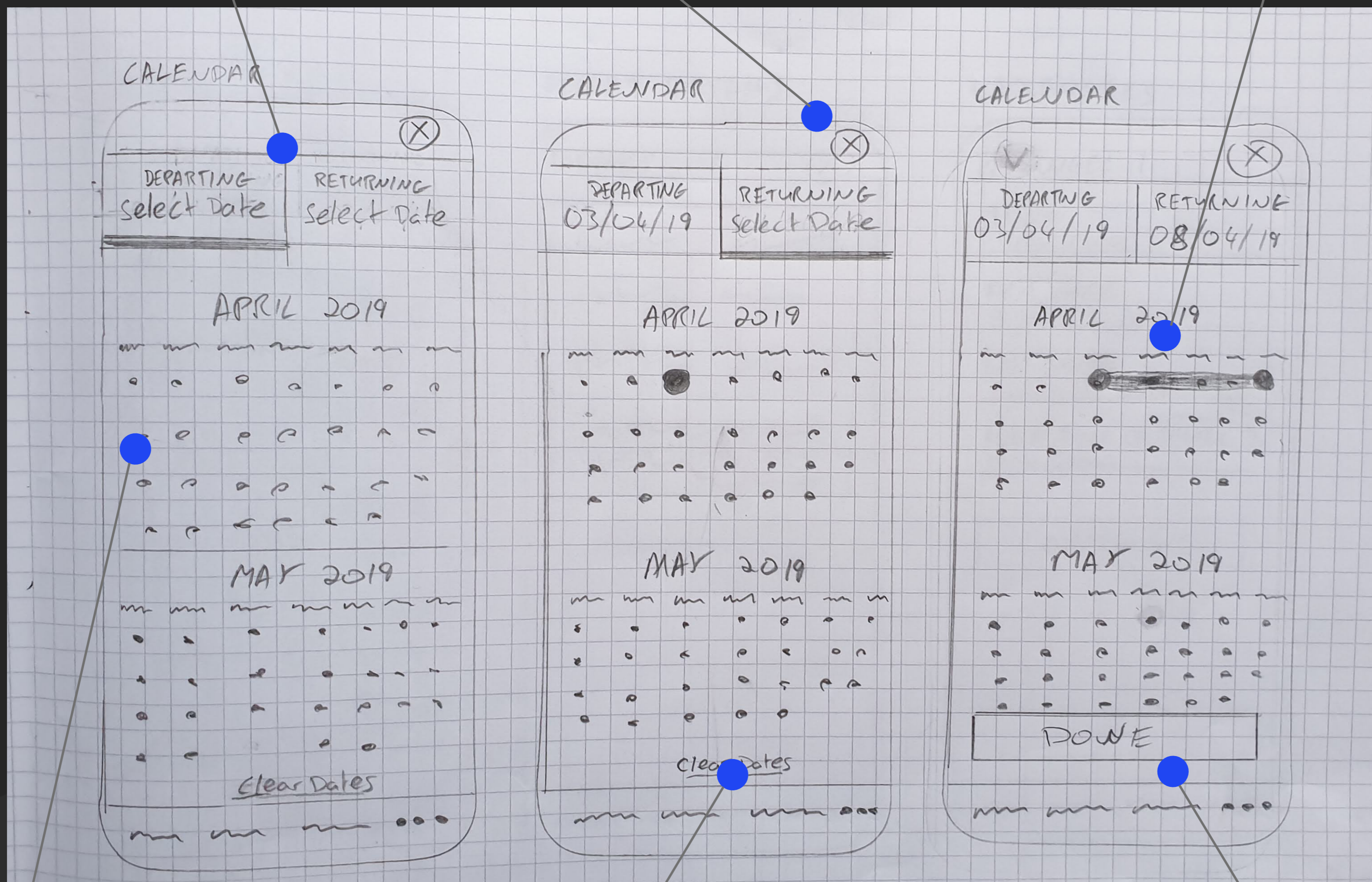
Takes you back to parent window (main booking page)

RULES

Returning date has to be selected before you can continue

FEEDBACK

Date has a circle on it and is visually linked with the departure date



RULES

Only available dates are allowed to be selected, the rest are faded out

FEEDBACK

Circle appears around the selected date and the line under "Departing" animates to the "Returning" tab (see next screen)

RULES

Tap text to clear dates

FEEDBACK

Any selected dates are cleared

RULES

Only appears once departing and returning dates have been entered

FEEDBACK

Takes you back to booking page where calendar fields are now populated

Choose Flights

RULES

Shows next & previous days, the lower the price, the taller the column.

FEEDBACK

Tap any date column and the day will change and update colour of column and also flight listings.

RULES

Listings change based on day. Tap anywhere on row to select

FEEDBACK

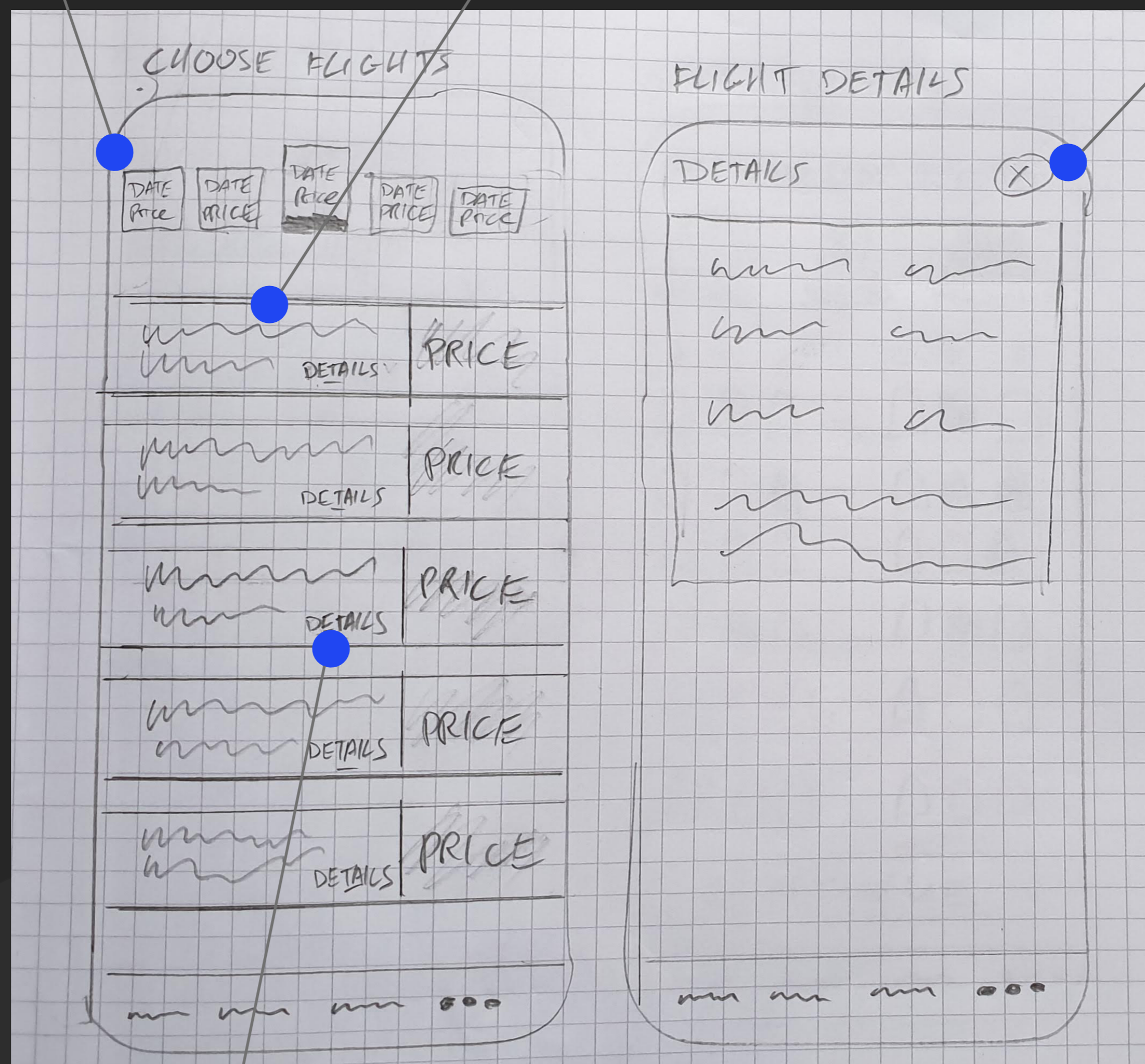
Flight is selected once tapped and it directs you to next page.

RULES

"X" appears for mini interactions like this one

FEEDBACK

Takes you back to parent window (Choose Flights)



RULES

Tap for more details, all flights have this option

FEEDBACK

Details panel appears (see next screen)

Passengers

RULES

Must tap search field for options

FEEDBACK

Drop down menu of title options appear

RULES

Must tap search field for options

FEEDBACK

Drop down menu of age options appear ("Under 2" "Over 16 etc")

RULES

Must tap field for options

FEEDBACK

Cursor appears and standard keyboard pops up.

RULES

Only appears once all fields are filled

FEEDBACK

Button darkens and takes you to next page on your journey.

PASSENGERS

PASSENGER 1

TITLE
Please Choose

FIRST NAME
As Shown On Passport

LAST NAME
As Shown On Passport

AGE AT TIME OF TRAVEL ⓘ
Please Choose

CONTINUE

... ..

Baggage

RULES

Must tap search field for options

FEEDBACK

Opens Outbound OR Inbound baggage options screen.

RULES

Set to 0 as default.
Max of 3 bags per person.

FEEDBACK

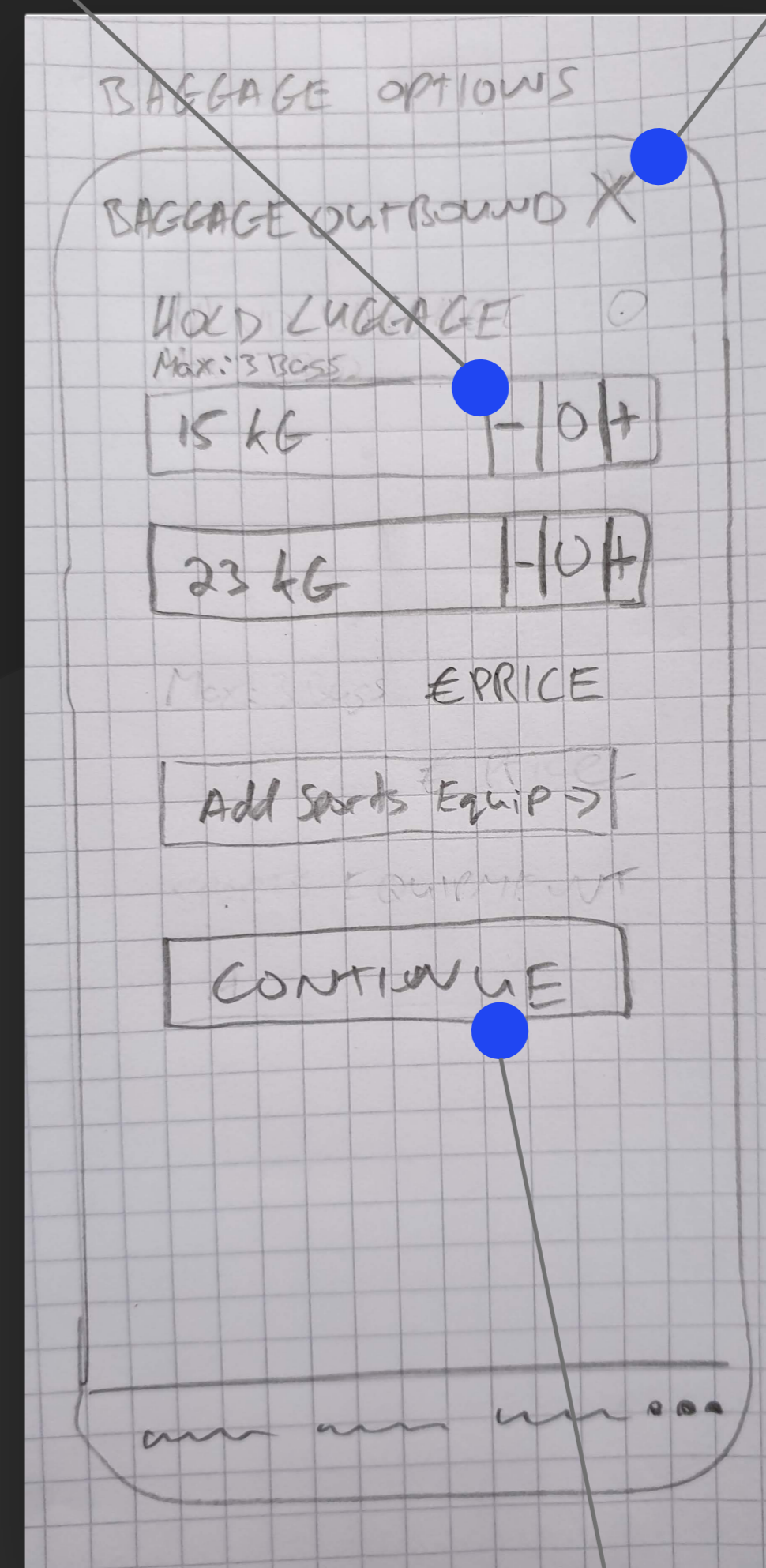

Number goes up or down when "+" or "-" are tapped.

RULES

"X" appears for mini interactions like this one

FEEDBACK

Takes you back to parent window (Baggage Options)



RULES

Only appears once all fields are filled

FEEDBACK

Button darkens and takes you to next page on your journey.

RULES

Only appears once all fields are filled

FEEDBACK

Button darkens and takes you to next page on your journey.


Seats & Sign In/Register

RULES

Seat must be available to select.

FEEDBACK

Selected seat colour fills in.



RULES

Only appears once seat is selected

FEEDBACK

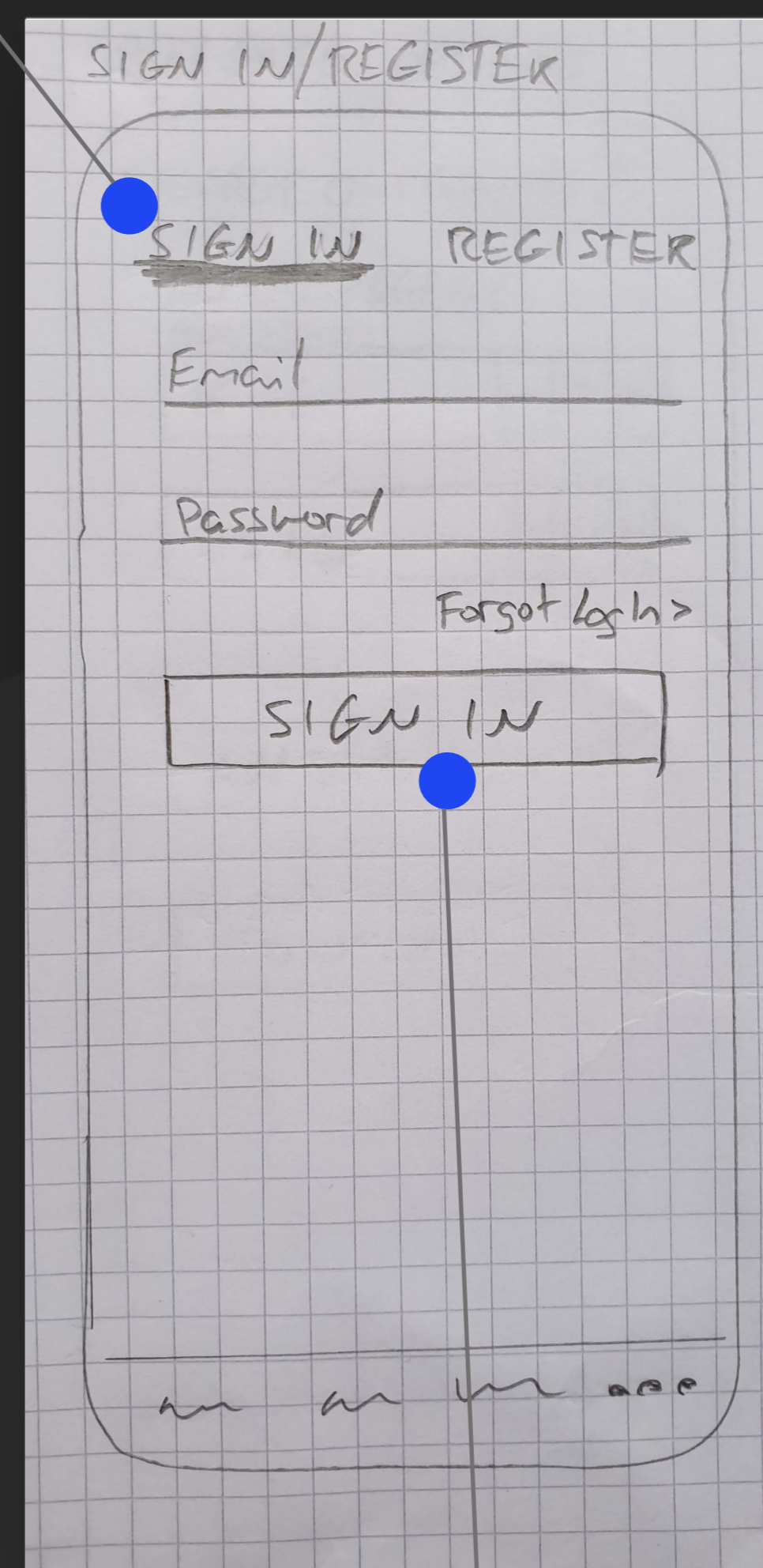
Darkens and continues on journey

RULES

Tabbed navigation. "Sign In" is selected by default and highlighted by line under text.

FEEDBACK

When "Register" is selected the line moves under that copy and the content changes.



RULES

Only appears once all fields are filled.

FEEDBACK

Darkens and continues to on journey. Error is displayed in any fields with incorrect values.

Payment

RULES

Summary dropdown stuck to top of page. Tap to open.

FEEDBACK

Full page summary drops down.

RULES

"X" appears for mini interactions like this one

FEEDBACK

Takes you back to parent window (Payment)

RULES

Tap each field to enter details

FEEDBACK

Numerical keyboard pops up for "Card Num" & "Exp Date & CCV"
Standard keyboard shows for "Name"

RULES

Checkboxes unticked by default. Terms must be checked to continue

FEEDBACK

Circle fills with solid colour to indicate it's selected

PAYMENT

Summary | PRICE

Card Number

Name On Card

Exp Date CVV

Save for future payments

Terms

PAY NOW

SUMMARY

X

INBOUND

OUTBOUND

RULES

Only appears once all fields are filled and tick boxes ticked.

FEEDBACK

Darkens and either payment is successful or fails